

Animated Diabetes Patient™

An Animated Patient's Guide to Type 2 Diabetes

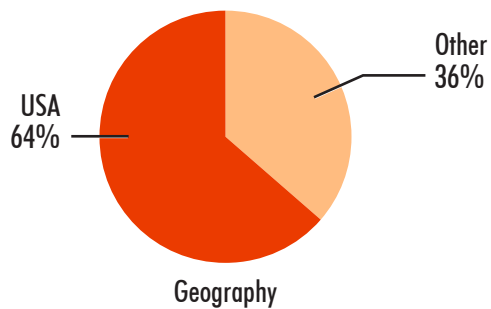
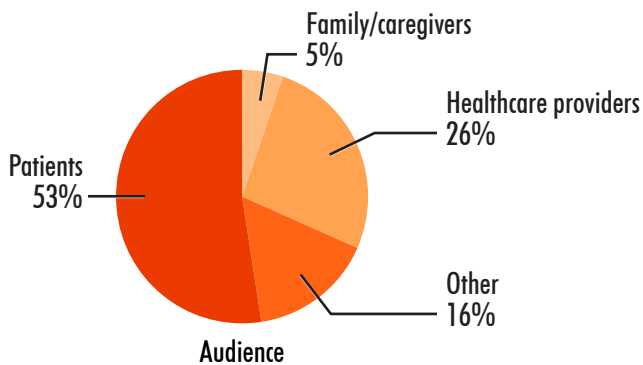
Site Metrics Report: June 15, 2014 - November 29, 2016 · www.AnimatedDiabetesPatient.com

Audience Reach and Demographics

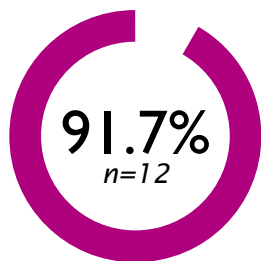
183,717 total views to the Animated Diabetes Patient resource

100,856 total visitors to the Animated Diabetes Patient resource

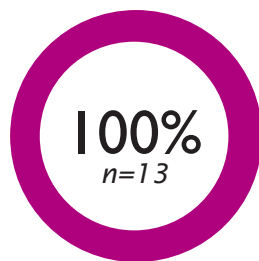
Web analytics reporting period: June 2014 to November 2016 (29.5 months).




Patients Who Learned New Information on Type 2 Diabetes



91.7% learned new general information about understanding Type 2 Diabetes

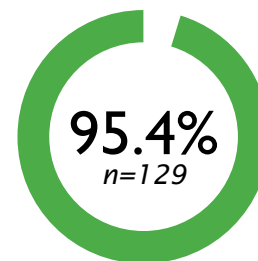


100% learned new diagnosis information for Type 2 Diabetes



92.3% learned new treatment option information for Type 2 Diabetes

Patients Who Reported Commitment to Change



95.4% will use information learned to better self-manage their Type 2 Diabetes



90.9% plan to discuss information learned with their doctor



100% will discuss treatment or management interventions with their doctor